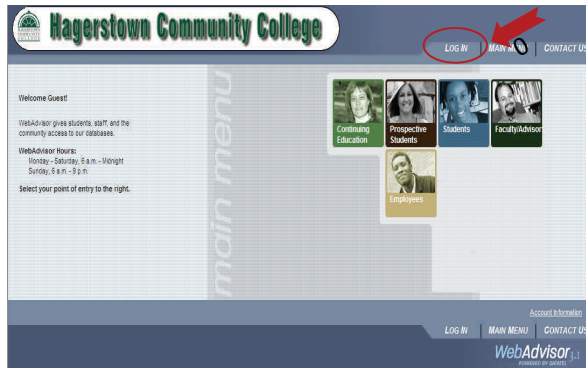
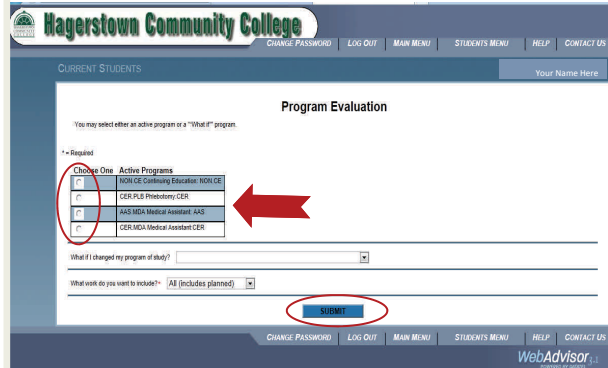


How to View Your Program Evaluation

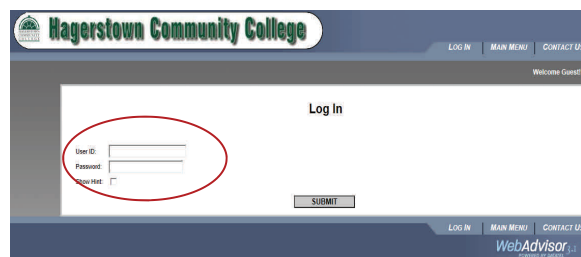
1) Click LOG IN



5) Select the button for the desired program and click Submit



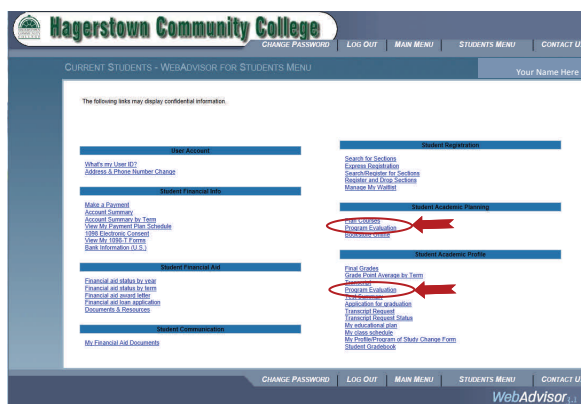
2) Enter User ID and Password *



*If this is your first time logging in, your initial password will be your 7 digit student ID#. Your password will need to be changed after your first successful login. Passwords should be 6 to 9 characters in length and contain lower case letters and numbers. No special characters are permitted.

For **technical assistance**, to obtain your **username/password**, or for other **password questions**, call the Help Desk at 240-500-2891

3) Click the green Students button



5) This is your personalized Program Evaluation.

Make sure the following information is correct: Program and Catalog year
You can print the program evaluation for future use.

