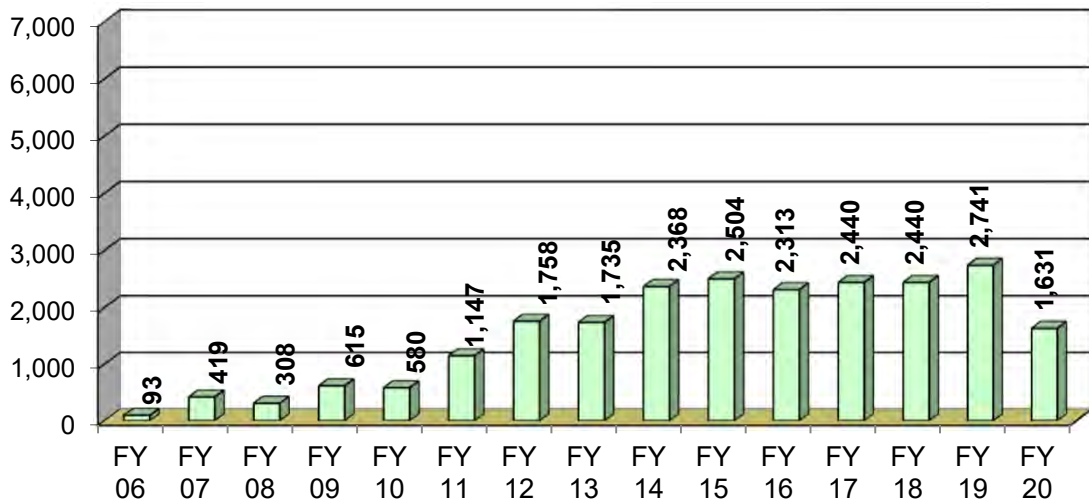


Hagerstown Community College ~ Workforce Solutions and Continuing Education

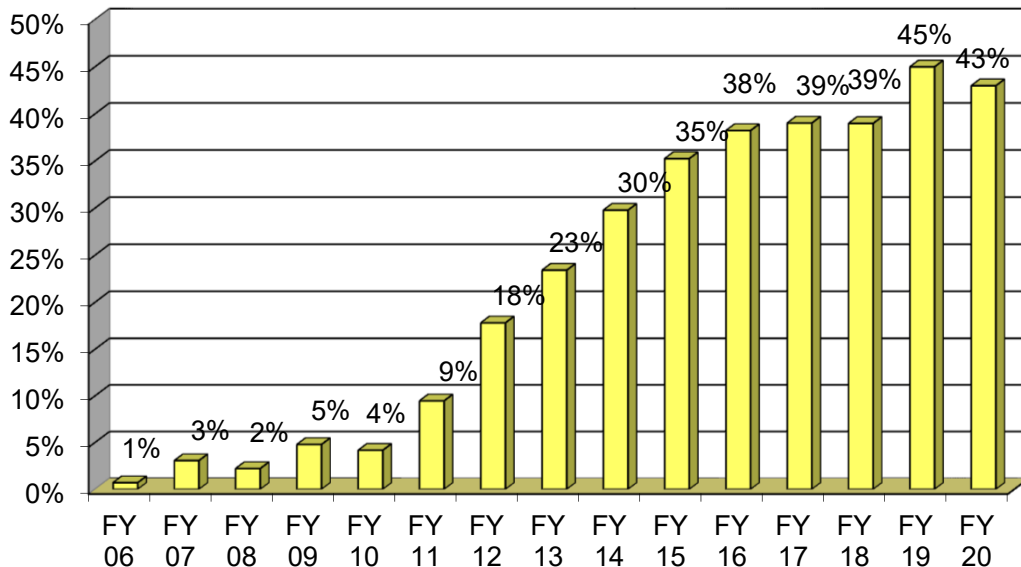
FY 02 - FY 20 WEB REGISTRATION HISTORY

FY 06	FY 07	FY 08	FY 09	FY 10	FY 11	FY 12	FY 13	FY 14	FY 15	FY 16	FY 17	FY 18	FY 19	FY 20
# of Enrollments Registered via Web Reg														
93	419	308	615	580	1,147	1,758	1,735	2,368	2,504	2,313	2,440	2,440	2,741	1,631
Percent of Total Logged Enrollments														
1%	3%	2%	5%	4%	9%	18%	23%	30%	35%	38%	39%	39%	45%	43%

WSCE Enrollments Registered via Web Reg



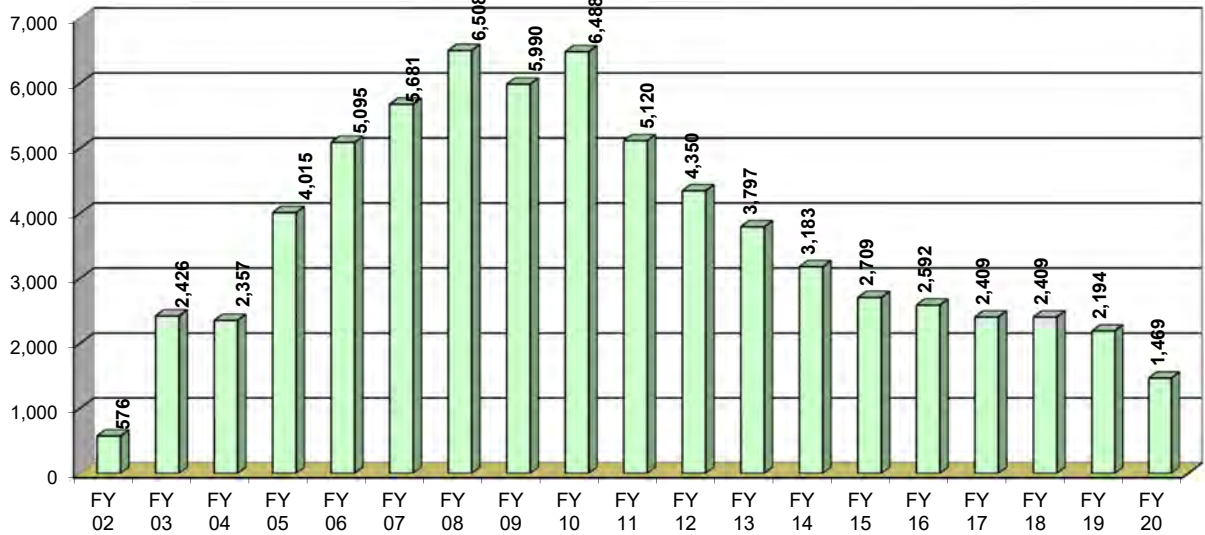
Percent of Total Logged Enrollments



**Hagerstown Community College ~ Workforce Solutions and Continuing Education
FY 02 - FY 20 PHONE REGISTRATION HISTORY**

FY 02	FY 03	FY 04	FY 05	FY 06	FY 07	FY 08	FY 09	FY 10	FY 11	FY 12	FY 13	FY 14	FY 15	FY 16	FY 17	FY 18	FY 19	FY 20
# of Enrollments Registered by Phone																		
576	2,426	2,357	4,015	5,095	5,681	6,508	5,990	6,488	5,120	4,350	3,797	3,183	2,709	2,592	2,409	2,409	2,194	1,469
Percent of Total Logged Enrollments																		
5%	20%	29%	36%	39%	42%	47%	47%	47%	42%	44%	51%	40%	38%	43%	39%	39%	36%	39%

WSCE Enrollments Registered by Phone



Percent of Total Logged Enrollments

