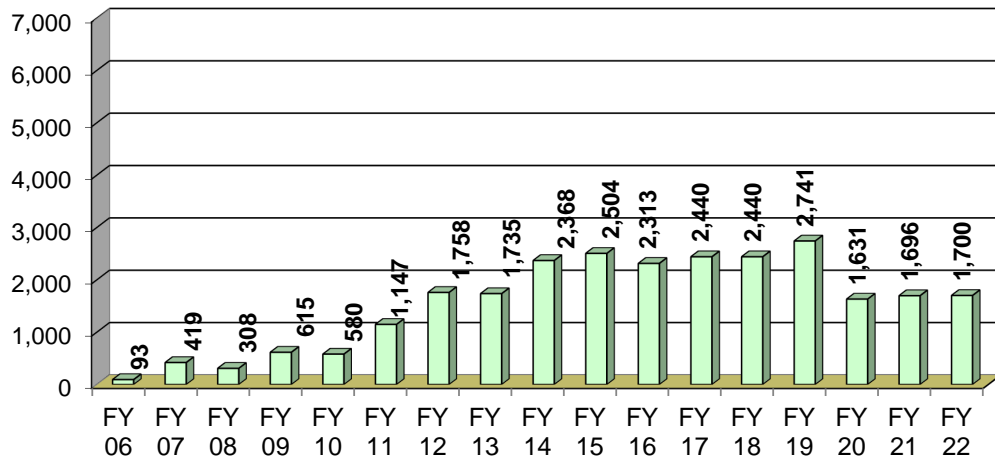


Hagerstown Community College ~ Workforce Solutions and Continuing Education

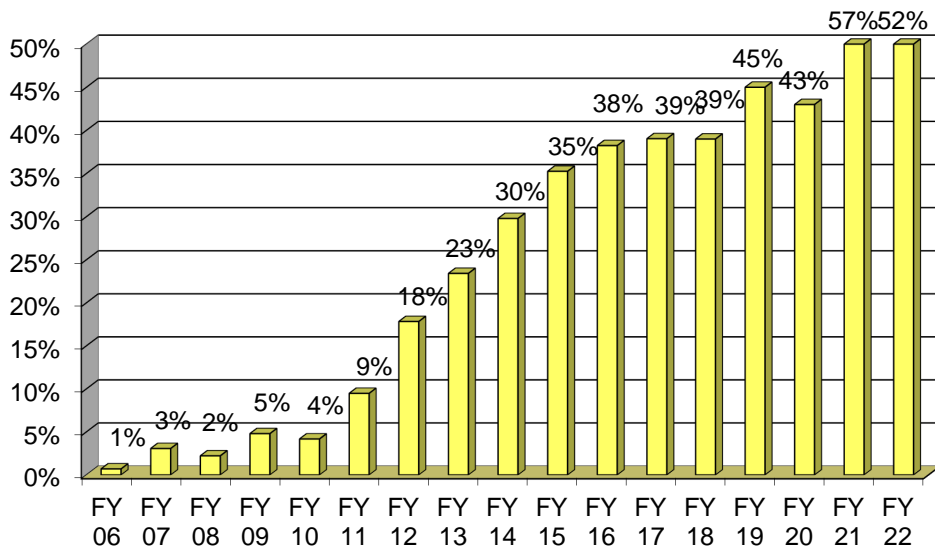
FY 02 - FY 22 WEB REGISTRATION HISTORY

FY 06	FY 07	FY 08	FY 09	FY 10	FY 11	FY 12	FY 13	FY 14	FY 15	FY 16	FY 17	FY 18	FY 19	FY 20	FY 21	FY 22
<b># of Enrollments Registered via Web Reg</b>																
93	419	308	615	580	1,147	1,758	1,735	2,368	2,504	2,313	2,440	2,440	2,741	1,631	1,696	1,700
<b>Percent of Total Logged Enrollments</b>																
1%	3%	2%	5%	4%	9%	18%	23%	30%	35%	38%	39%	39%	45%	43%	57%	52%

**WSCE Enrollments Registered via Web Reg**



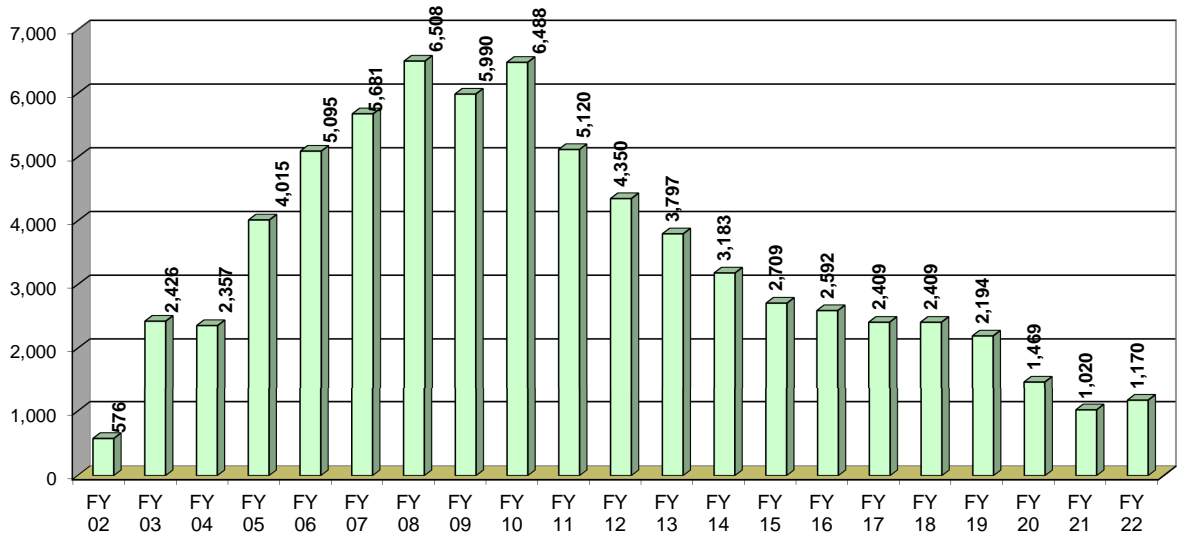
**Percent of Total Logged Enrollments**



**Hagerstown Community College ~ Workforce Solutions and Continuing Education  
FY 02 - FY 22 PHONE REGISTRATION HISTORY**

FY 02	FY 03	FY 04	FY 05	FY 06	FY 07	FY 08	FY 09	FY 10	FY 11	FY 12	FY 13	FY 14	FY 15	FY 16	FY 17	FY 18	FY 19	FY 20	FY 21	FY 22
<b># of Enrollments Registered by Phone</b>																				
576	2,426	2,357	4,015	5,095	5,681	6,508	5,990	6,488	5,120	4,350	3,797	3,183	2,709	2,592	2,409	2,409	2,194	1,469	1,020	1,170
<b>Percent of Total Logged Enrollments</b>																				
5%	20%	29%	36%	39%	42%	47%	47%	47%	42%	44%	51%	40%	38%	43%	39%	39%	36%	39%	35%	36%

**WSCE Enrollments Registered by Phone**



**Percent of Total Logged Enrollments**

