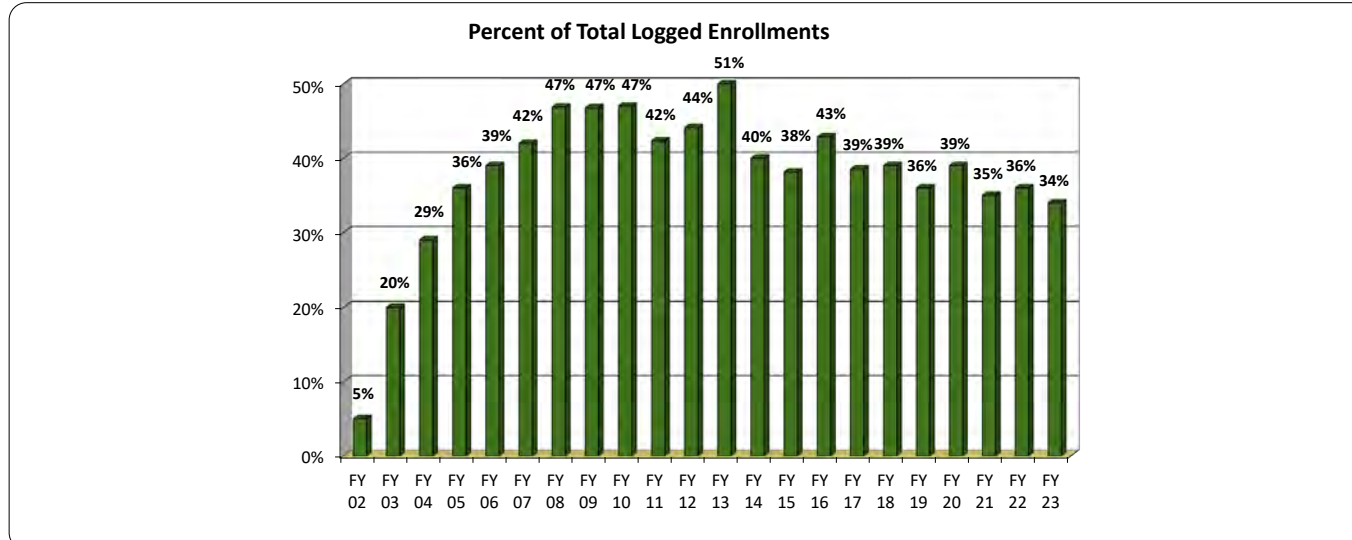
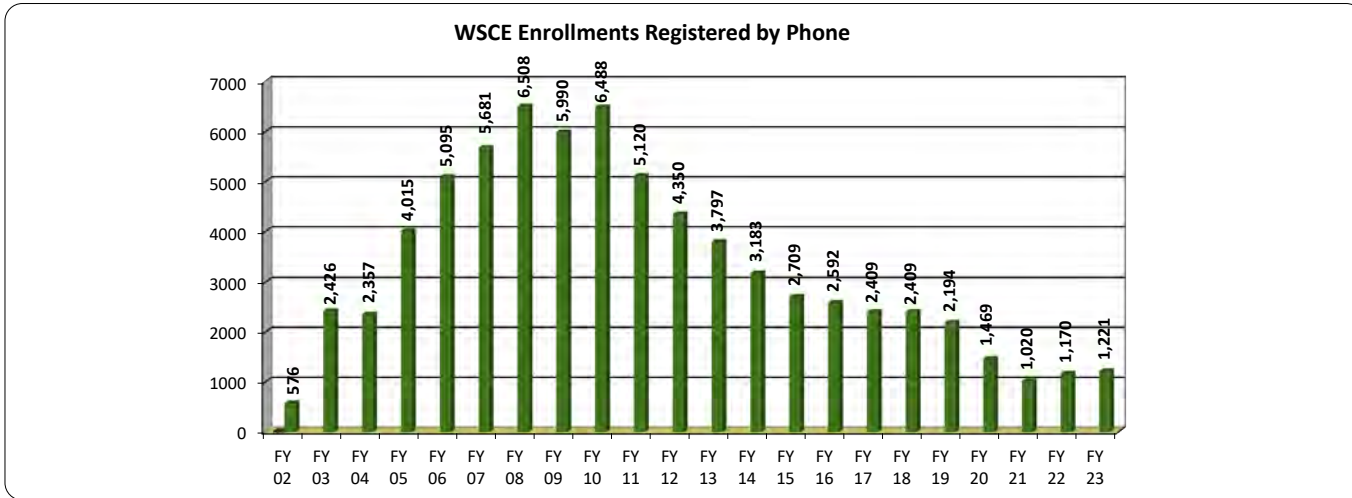


**Hagerstown Community College  
Workforce Solutions and Continuing Education  
FY 02 - FY 23 Phone Registration History**

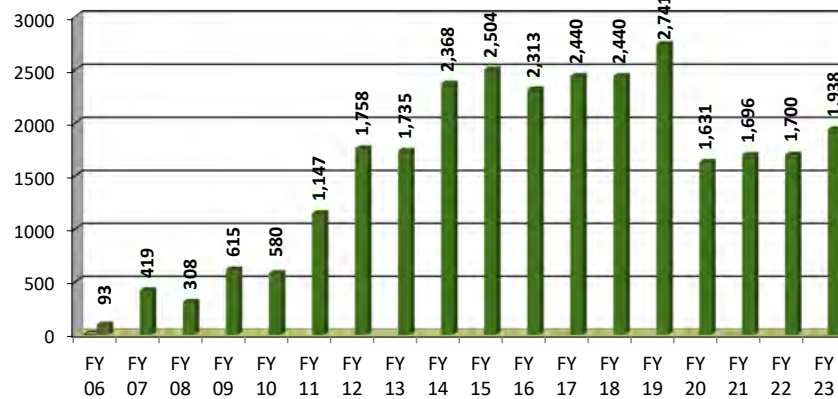
FY 02	FY 03	FY 04	FY 05	FY 06	FY 07	FY 08	FY 09	FY 10	FY 11	FY 12	FY 13	FY 14	FY 15	FY 16	FY 17	FY 18	FY 19	FY 20	FY 21	FY 22	FY 23
<b># of Enrollments Registered by Phone</b>																					
576	2,426	2,357	4,015	5,095	5,681	6,508	5,990	6,488	5,120	4,350	3,797	3,183	2,709	2,592	2,409	2,409	2,194	1,469	1,020	1,170	1,221
<b>Percent of Total Logged Enrollments</b>																					
5%	20%	29%	36%	39%	42%	47%	47%	47%	42%	44%	51%	40%	38%	43%	39%	39%	36%	39%	35%	36%	34%



**Hagerstown Community College  
Workforce Solutions and Continuing Education  
FY 02 - FY 23 Web Registration History**

FY 06	FY 07	FY 08	FY 09	FY 10	FY 11	FY 12	FY 13	FY 14	FY 15	FY 16	FY 17	FY 18	FY 19	FY 20	FY 21	FY 22	FY 23
93	419	308	615	580	1,147	1,758	1,735	2,368	2,504	2,313	2,440	2,440	2,741	1,631	1,696	1,700	1,938
1%	3%	2%	5%	4%	9%	18%	23%	30%	35%	38%	39%	39%	45%	43%	57%	52%	54%

**WSCE Enrollments Registered via Web Reg**



**Percent of Total Logged Enrollments**

